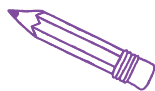


ACTIVITY TIME

Black and white board books



MY FIRST SHAPES

Illustrated by Fiona Bowden

Trace your finger round and round the circle. How many do you see? 1, 2, 3!
Three round circles. *My First Shapes* is the perfect first book to share with your baby. This bold, high contrast black and white board book is specially designed to nurture your baby's developing eyesight and will excite and engage your baby with books right from the start.

Hanging mobile

You will need:

- You and your baby
- Template provided
- String, wool or ribbon
- Coat-hanger / pop sticks.

Instructions

1. Cut around template fold and glue (can glue string in fold or hole punch)
2. Tie the shapes onto a coat-hanger
3. Securely hang above your baby's bassinet or cot, out of reach of your baby
4. Talk to your baby about the shapes on the mobile and in the *My First Shapes* board book – it's never too early to talk to your baby.

Talk with your baby

As you share the book *My First Shapes* point to the shapes on each page, count them, and discuss the difference in sizes and shapes. Use a range of words while talking with your baby, such as pointy triangle, round circle or large square.

The more words you use while talking with your baby the more words they will learn.

The benefits of black and white books


Your baby needs lots of opportunities to look at and to focus on images to strengthen their eyesight, and they can focus on high contrast black and white images easily. Sharing black and white board books such as *My First Shapes* will hold your baby's attention, making it a perfect book to share throughout the day and during tummy time or play time.

Songs to sing

Twinkle, Twinkle Little Star and *Open, Shut Them*.

Key message

The best learning happens in nurturing relationships.



Adult supervision is essential. Involve and talk with your child as much as possible.

Find booklists, tip sheets, nursery rhymes & activity & learning time sheets @

thelittlebigbookclub.com.au



a program of



raising
literacy
AUSTRALIA

Proudly supported by



The Advertiser

 Cut around and fold each rectangle in half



 Cut around and fold each rectangle in half

